

Safety Measures:2018

- 1 Use extreme caution when traveling on plowed roads that are used by both snowmobiles and vehicles.
- 2 Throttle mechanism should be checked for free movement before starting engine
- 3 The snowmobile engine can be stopped by activating the emergency cut-off button (kill switch) pulling the tether cord or turning the key off.
- 4 Engine should be running only when belt guard is secured in place.
- 5 Never run the engine when the track is raised off the ground or with the hood opened or removed.
- 6 Your snowmobile is not designed to be operated on public streets, roads or highways. In Maine it is considered illegal. If a marked trail crosses a road then it is allowed. Please stop and look both ways and use caution when crossing.
- 7 Engine is tuned to manufacturers' specifications and should not need to be adjusted by the rider. Do not lubricate throttle, brake cables and housings.
- 8 Some snowmobiles are designed for the driver only (one-ups) and no provisions have been made for a passenger. Two ups are designed for two riders and no more.
- 9 Make yourself familiar with trail signs and hand signals and obey these signs signals on the trails.
- 10 AVOID travel on frozen bodies of water. Open water, rocks and pressure ridges are just a few of the additional dangers of traveling on frozen bodies of water. Please, we recommend you stay off the ice.
- 11 Signaling: If you intend to stop, raise either hand straight in the air above your head. A left hand turn is indicated by extending your left arm straight out in the proper direction. For right hand turns, extend arm and raise the hand to a vertical position so it forms a right angle at the elbow. Every snowmobiler should relay any signals to the ones behind.

Please read and sign below that you fully understand these safety measures.

(We will now go through a verbal safety talk and demonstration of how to safely ride and use a snowmobile.)

Signature _____

Date _____

IN CASE OF EMERGENCY CALL

MILLINOCKET AREA

Twin Pine Camps 207-723-5438
New England Outdoor Center 800-766-7238
River Drivers Restaurant 207-723-8475
Millinocket Police 207-723-9731
Millinocket Hospital 207-723-5161

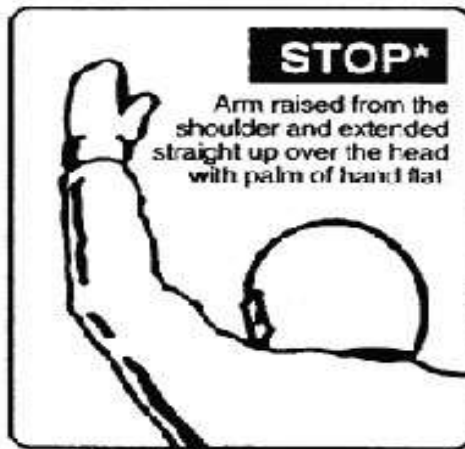
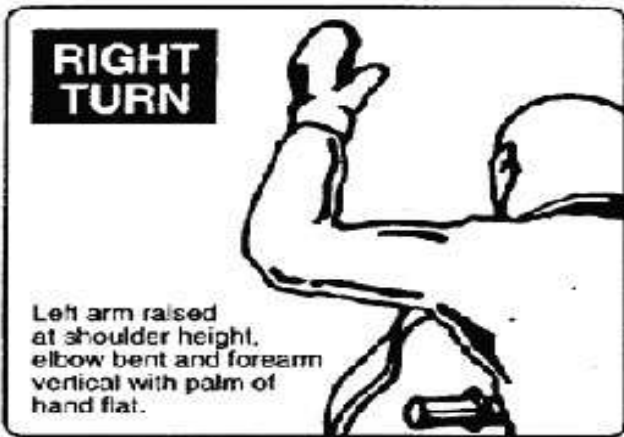
IMPORTANT

If you are not going to be returning in time for your scheduled check-in (usually 5 p.m.), please give us a call from wherever you are and let us know. When you are late, we begin to worry and may call in Wardens and start looking for you.
Please call no matter the reason.

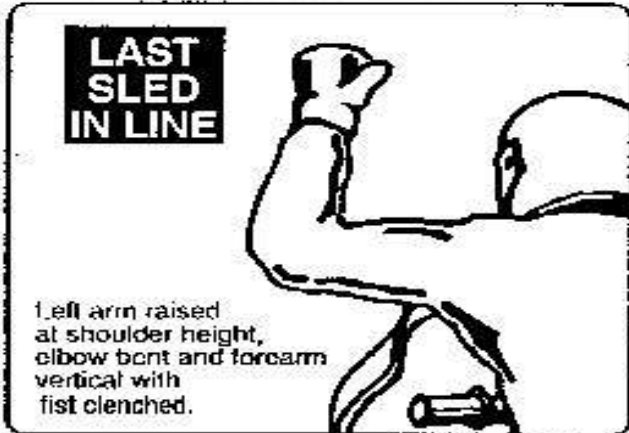
*****You need to report any accident to a Game Warden
and/or the local Police ASAP*****

**MAINE GAME WARDEN:
Houlton - 800 924-2261
Bangor – 800 432-7381**

**NEOC
30 Twin Pines Road
Millinocket Lake
8 miles NW of Millinocket**



*In some jurisdictions, the STOP signal may be indicated using the right arm, since the left hand is used for braking. Snowmobilers should watch out for and be prepared to stop for either signal.



Ride Right In Maine

